


**What does WED  
look like?**



**14 Lab Stations**

# What are the 2 types of weathering? Let's check them out.

---

Chemical weathering:

Physical weathering:



Click  
to  
Subscribe

# What are the 2 types of weathering? **What did we learn?**

Chemical weathering:



Physical weathering:



# Day 1 - Weathering Lab Stations

- There are 7 different lab stations, ranging in difficulty and topic.
- Complete the student lab sheet as you rotate through the stations.

## Lab Sheet 1: Effects of Weathering

Station #	Difficulty	Description of Activity	Observations: Initial/ Over time		
#1	H	Effects of Waters and on Rock Carbonated water vs. Tap water			
#2	E	Effects of Freezing on Water			

## Part I. Weathering Stations - [Student lab sheets \(page 1\)](#)


Station 1: (H)	Test rock samples in carbonated water vs. tap water. Observations are taken initially, at 20 minutes, and after 24 hours
Station 2: (E)	Test to show that water expands as it freezes. Mark on a cup the water level before freezing and after freezing. Be sure to include a way to identify the owner(s) of the cup when placing the cup in the freezer.
Station 3: (M)	Test the effects of vinegar (acid rain) on copper (pennies). Here you should record initial observations, after 5 minutes, and after 24 hours.
Station 4: (E/M)	Compare and record the reaction of antacid tablets in water. The comparison is of a whole tablet vs. a crushed tablet. Record initial observations
Station 5: (H)	Compare and test the reactions of chalk (limestone) in water and vinegar. Record initial observations.

# What surprised you the most from your station observations?

---

There are 2 types of weathering that we saw in our lab stations - did you answer the last column of your student handout?



Station #	Difficulty	Description of Activity	Observations: Initial/ Over time		Type of Weathering (WED)
#1	H	Effects of Waters and on Rock Carbonated water vs. Tap water			

# Day 2 - Forces that cause erosion? Let's check them out!

---



What are the 4 forces that can cause erosion?

Let's make a list as we watch this video!

# Forces that cause erosion? **ANSWERS**

What are the 4 forces that can cause erosion?

1. Water (rain, flood, or ocean waves)
2. Wind (wind storms)
3. Glaciers (ice pushing through rock)
4. Gravity (force pushing us to the ground)



# Day 2 - Erosion Lab Stations

- There are 7 different lab stations, ranging in difficulty and topic.
- Complete the student lab sheet as you rotate through the stations.

## Lab Sheet 2: Effects of Erosion

Station	Difficulty	Description of Activity	
#1	E	Beach and Waves	
#2	M	Rain on Dirt	

## Part II. Erosion Stations - [Student lab sheets](#) (page 2)

Introduce and review types of erosion and how different forces cause erosion. Discuss the differences between weathering and erosion. Show pictures of examples of erosion.

Station 1: (E)	Demonstrate beach erosion. Using a pan, make a sand pile at one end and pour water at the other end. Slide the pan back and forth to create wave movement. Record observations.
Station 2: (M)	In a pan, pile dirt into a mound. Using the squirt bottle, spray water onto the dirt gently at first and then much harder. Observe what happens to the dirt as more and more water hits it. Record observations.
Station 3: (H)	Demonstrate the effect of water weight on erosion. Using a pan lay down a layer of dirt on the bottom of the pan about 1 inch thick. Slowly pour a cupful of water on the dirt from a height of 1 inch over the dirt. Observe and record what happens to the dirt. Repeat on the same spot, but this time hold the cup of water from as high a distance as possible. Observe, how did the two differ in their effect on the soil below? Record on lab sheet.


# What surprised you the most from your station observations?

---

There are 4 forces that we saw in our lab stations - did you answer the last column of your student handout?



## Lab Sheet 2: Effects of Erosion

Station	Difficulty	Description of Activity	Observations	Force causing Erosion
#1	E	Beach and Waves		

# How does weathering and erosion work together?

---

**Weathering breaks down the rock, then erosion moves this rock away**

Our forces that change our land.



**Erosion**

**Weathering**

